



Superhero Capes (Textiles)

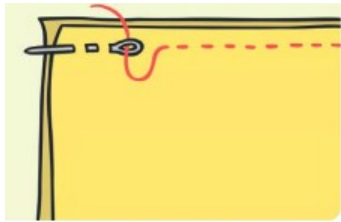
We are learning to make a superhero cape using different textiles and joining methods.

There are many different ways to join materials together.

A prototype is an original model which is used as an example to decide on your final design.

What have we already learnt?

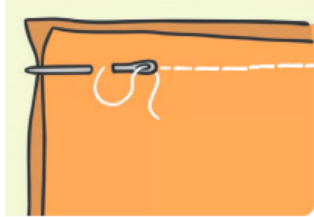
In Year 1 the children made puppets by joining different materials together using glue, tape, staples and sewing.



running stitch

Running stitch

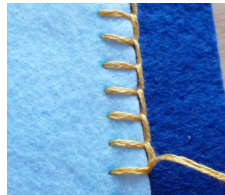
Running stitch:
Quickly joins two fabrics along a line.



backstitch

Backstitch

Back stitch: Stronger than a running stitch and good for seams.



Blanket stitch

Blanket-stitch:
Decorative stitch effective on decorative work.



Vocabulary	Definition
Prototype	Is an original model which is used as an example to decide on your final design.
Appealing	To make my product look more attractive.
Running Stitch	Quickly joins two fabrics along a line.
Back Stitch	Stronger than a running stitch and good for seams.
Blanket Stitch	Decorative stitch effective on decorative work.
Fasten	To attach one thing to another.
Felt	A material used for making puppets and clothes.
template	A shaped piece of rigid material used as a pattern for processes such as cutting.
Functional	Useful product rather than a decorative product.
Seam	a line where two pieces of fabric are sewn together.