



Sketching—Greek theatre masks

Art

We are learning to select our own media to draw—mastering tone and texture.


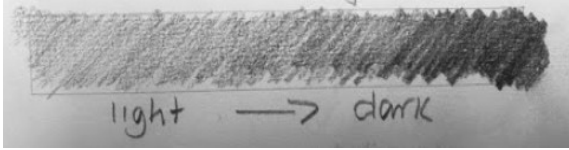
Links to History:

Actors wore masks so that the audience could see the facial expression clearly, allow them to tell the characters apart and make the theme of the story (comedy or tragedy) clearly obvious.

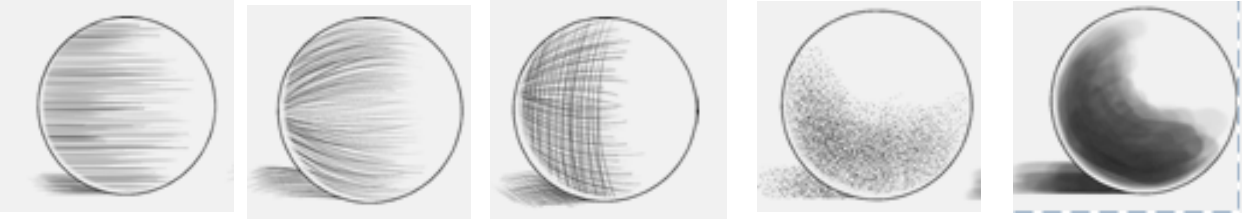
Key knowledge:

- To add tone, you can use different amounts of pressure to get a darker/lighter colour.
- To create mood through shadow formations, using pencils to bring emotion to the eyes.
- To add texture to a drawing you can use lines – hatching, cross hatching, contour hatching, stippling and blending.
- Sketching pencils are marked on a scale using numbers and letters. E.g 3B. The numbers and letters on the scale show the hardness or softness of the lead/core.
- The higher the number with the **b** mark the softer and darker the pencil.

Tone

Ways to master texture using line and tone:



hatching contour hatching cross-hatching stippling blending

What have we learnt already?

In KS1 children learnt how to draw a portrait and use different media to create pattern and texture. In Year 3, children used sketching skills to create sketches focusing on the pyramids. In Year 4, there was a focus on sketches from Quentin Blake’s illustrations. In Year 5, children perfected these skills and studied the mood brought through different types of sketching skills.

Key vocabulary

Mastery	A technique used where two different values are used A highly developed skill
contour hatching	A technique when the lines follow the contours of the item.
cross hatching	A shading technique created by drawing lines in one direction and then lines in another direction over the top.
hatching	A technique used to create shading
highlight	The lightest part or one of the lightest
sketch	A rough drawing or painting in which an artist notes down initial ideas for a work which will have detail added later.
stippling	Layers of dots are built up to give the appearance of light, medium and dark tones.
texture	An element of <i>art</i> that is used to represent
tone	how light or dark a colour is.